

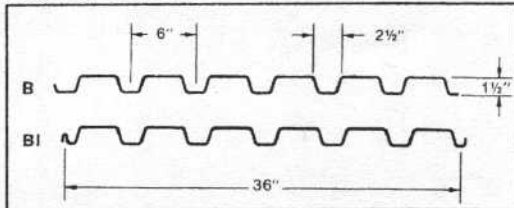
(256) 623-4066 PHONE

DECK YARD

(256) 623-4067 FAX

3485 MAIN STREET SHILOH FYFFE, ALABAMA 35971

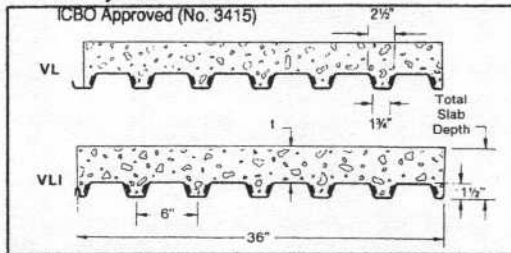
1.5 B DECK



SECTION PROPERTIES

DECK TYPE	DESIGN THICK.	WEIGHT (PSF)	
		PTD	GALV.
B22	0.0295	1.68	1.78
B20	0.0358	2.04	2.14
B18	0.0474	2.72	2.82

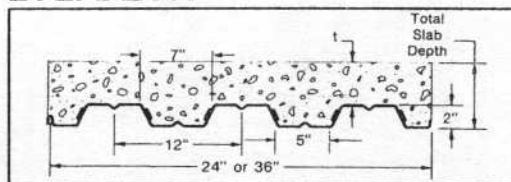
1.5 VL, VLI DECK



STEEL SECTION PROPERTIES

DECK TYPE	DESIGN THICK.	WEIGHT PSF
1.5VL22	0.0295	1.78
1.5VL20	0.0358	2.14
1.5VL18	0.0474	2.82

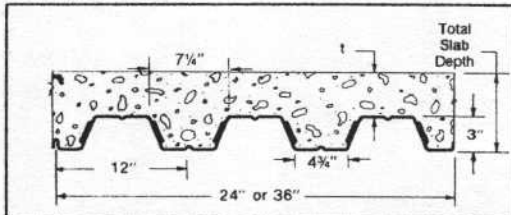
2VLI DECK



STEEL SECTION PROPERTIES

DECK TYPE	DESIGN THICK.	WEIGHT PSF
2VLI22	0.0295	1.62
2VLI20	0.0358	1.97
2VLI18	0.0474	2.61

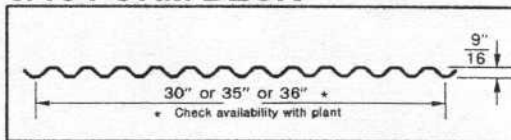
3VLI DECK



STEEL SECTION PROPERTIES

DECK TYPE	DESIGN THICK.	WEIGHT PSF
3VLI22	0.0295	1.77
3VLI20	0.0358	2.14
3VLI18	0.0474	2.84

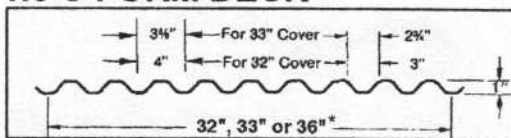
9/16 FORM DECK



STEEL SECTION PROPERTIES

DECK TYPE	DESIGN THICK.	WEIGHT PSF
9/16C28	0.0149	0.76
9/16C26	0.0179	0.91
9/16C24	0.0239	1.21

1.0 C FORM DECK



STEEL SECTION PROPERTIES

DECK TYPE	DESIGN THICK.	WEIGHT PSF
1.0C24	0.0239	1.28
1.0C22	0.0298	1.57
1.0C20	0.0358	1.91

LENGTHS	FINISH	REMARKS	Craiton
Cut To Length	Galvanized	Hard to find items in Stock.	
Separate Random Length	Full Paint	Same day Shipping	fax it
Random Length	Skip Paint	Delivery Options	

DECK YARD

P: (256) 623-4066 F: (256) 623-4067 www.deckyard.net Email: deckyardinc@gmail.com

Composite Concrete Porch Deck

1.5 B DECK

Total Slab Depth	Deck Type	1 Span	2 Span	3 Span
3 1/2"	1.5B22	5'-1	6'-9	6'-10
	1.5B20	6'-0	8'-0	8'-2
	1.5B18	7'-3	9'-3	9'-7
4"	1.5B22	4'-10	6'-6	6'-7
	1.5B20	5'-8	7'-7	7'-9
	1.5B18	6'-11	8'-10	9'-2
4 1/2"	1.5B22	4'-8	6'-2	6'-3
	1.5B20	5'-5	7'-3	7'-5
	1.5B18	6'-7	8'-5	8'-9
5"	1.5B22	4'-5	6'-0	6'-1
	1.5B20	5'-3	7'-0	7'-1
	1.5B18	6'-3	8'-1	8'-5
5 1/2"	1.5B22	4'-3	5'-9	5'-10
	1.5B20	5'-0	6'-9	6'-10
	1.5B18	6'-0	7'-10	8'-1
6"	1.5B22	4'-2	5'-7	5'-8
	1.5B20	4'-10	6'-6	6'-8
	1.5B18	5'-10	7'-6	7'-10

1.5 VLI DECK

Total Slab Depth	Deck Type	1 Span	2 Span	3 Span
3 1/2"	1.5VL22	5'-7	7'-5	7'-6
	1.5VL20	6'-8	8'-11	9'-0
	1.5VL18	8'-2	10'-8	11'-0
4"	1.5VL22	5'-4	7'-1	7'-2
	1.5VL20	6'-4	8'-5	8'-7
	1.5VL18	7'-9	10'-2	10'-6
4 1/2"	1.5VL22	5'-1	6'-9	6'-10
	1.5VL20	6'-0	8'-1	8'-2
	1.5VL18	7'-4	9'-9	10'-0
4 3/4"	1.5VL22	5'-0	6'-8	6'-9
	1.5VL20	5'-11	7'-11	8'-0
	1.5VL18	7'-2	9'-7	9'-9
5"	1.5VL22	4'-11	6'-6	6'-7
	1.5VL20	5'-9	7'-9	7'-10
	1.5VL18	7'-0	9'-4	9'-7
5 3/4"	1.5VL22	4'-7	6'-2	6'-3
	1.5VL20	5'-6	7'-4	7'-5
	1.5VL18	6'-7	8'-10	9'-1

2 VLI DECK

Total Slab Depth	Deck Type	1 Span	2 Span	3 Span
4"	2VLI22	6'-6	8'-9	8'-10
	2VLI20	7'-8	9'-11	10'-3
	2VLI18	9'-6	11'-10	12'-3
4 1/2"	2VLI22	6'-2	8'-4	8'-5
	2VLI20	7'-3	9'-5	9'-9
	2VLI18	9'-0	11'-3	11'-8
5"	2VLI22	5'-11	7'-9	8'-0
	2VLI20	6'-11	9'-0	9'-4
	2VLI18	8'-7	10'-9	11'-2
5 1/2"	2VLI22	5'-8	7'-2	7'-4
	2VLI20	6'-7	8'-8	8'-11
	2VLI18	8'-2	10'-4	10'-8
6"	2VLI22	5'-5	6'-8	6'-10
	2VLI20	6'-4	8'-4	8'-7
	2VLI18	7'-10	10'-0	10'-4
6 1/2"	2VLI22	5'-1	6'-2	6'-4
	2VLI20	6'-1	8'-1	8'-4
	2VLI18	7'-7	9'-8	9'-11

3 VLI DECK

Total Slab Depth	Deck Type	1 Span	2 Span	3 Span
5"	3VLI22	7'-8	9'-7	9'-7
	3VLI20	9'-6	11'-11	12'-4
	3VLI18	11'-8	14'-1	15'-5
5 1/2"	3VLI22	7'-0	8'-9	8'-9
	3VLI20	9'-0	11'-5	11'-9
	3VLI18	11'-1	13'-5	13'-11
6"	3VLI22	6'-5	8'-1	8'-1
	3VLI20	8'-7	10'-11	10'-11
	3VLI18	10'-7	12'-11	13'-4
6 1/2"	3VLI22	6'-0	7'-5	7'-5
	3VLI20	8'-1	10'-1	10'-1
	3VLI18	10'-1	12'-5	12'-10
7"	3VLI22	5'-7	6'-11	6'-11
	3VLI20	7'-6	9'-5	9'-5
	3VLI18	9'-9	12'-0	12'-5
7 1/2"	3VLI22	5'-2	6'-6	6'-6
	3VLI20	7'-1	8'-10	8'-10
	3VLI18	9'-4	11'-7	12'-0

Deck Yard Inc.

3485 Main Street Shiloh ~ Fyffe, AL 35971
Phone: (256) 623-4066 Fax: (256) 623-4067
www.deckyardinc.com

GATE MATERIAL



1.5 B DECK

- 36" Wide
- Coats
- Bare
- Painted
- Galvanized
- Cut to Your Specifications

1.5 B Deck	22 Gauge	.75 Square Foot
1.5 B Deck	20 Gauge	.90 Square Foot
1.5 B Deck	18 Gauge	1.17 Square Foot



.06C 1/2" or 1.0C 1"

- 36" Wide
- Coats
- Bare
- Painted
- Galvanized
- Cut to Your Specifications

.06C 1/2"	28 Gauge	.50 Square Foot
.06C 1/2"	26 Gauge	.55 Square Foot
.06C 1/2"	24 Gauge	.60 Square Foot
1.0C 1"	26 Gauge	.60 Square Foot
1.0C 1"	24 Gauge	.70 Square Foot
1.0C 1"	22 Gauge	.80 Square Foot
1.0C 1"	20 Gauge	.90 Square Foot